


General Description

The evaluation test board has one RMSW100™ SPST RF switch, with SMA RF connectors. The board will require an external supply to provide the gate (actuation) voltage.

Port In/out

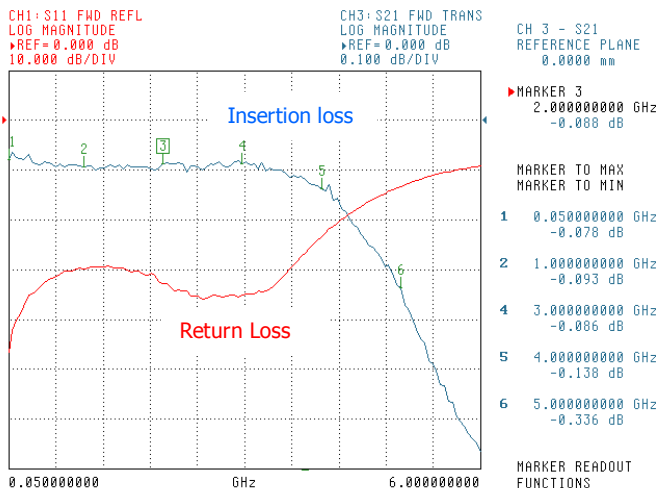


Port In/out

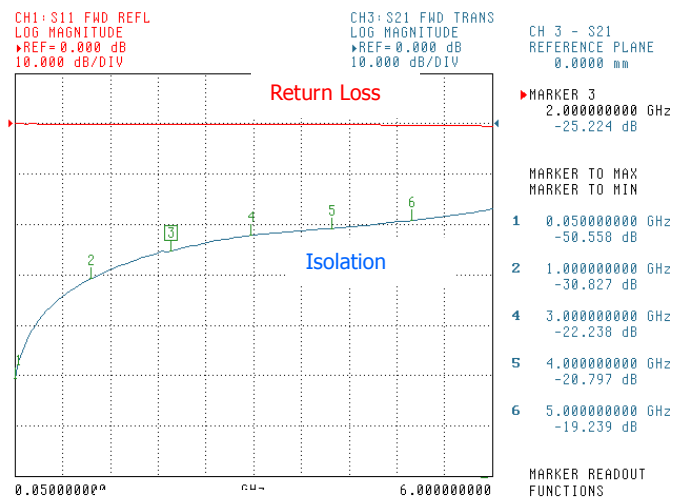
Calibration Port In/out

ESD Sensitive

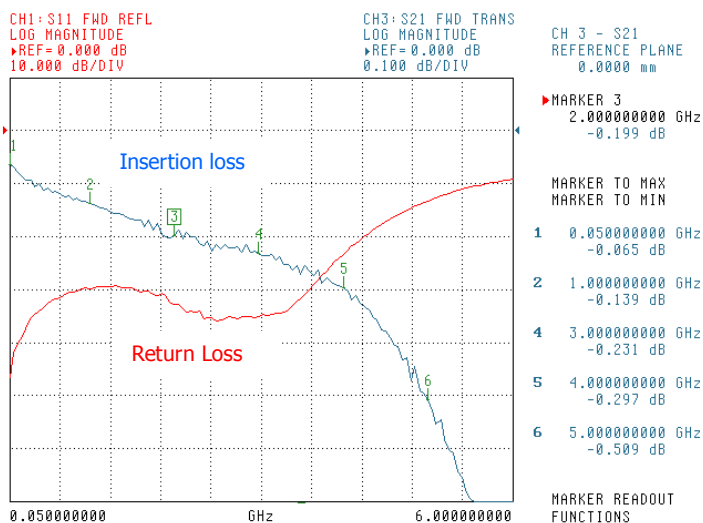
Calibration Port In/out



**Switch Insertion Loss
(Test Board minus Calibration Line Loss)**



Switch Isolation



Test Board Insertion Loss

Gate-Gnd Voltage Signal Path State

+/- 100 V	ON
0 V	OFF

External DC ground return is required at Drain and Source. See RMSW100 data-sheet for details.

RADANT MEMS INC.

- Phone: 978-562-3866
- Fax: 978-562-6277
- Email: sales@radantmems.com
- Visit www.radantmems.com